



Telephone : + 91- 44 - 6644 9000  
E-mail : mail@sancotrans.com  
Web : www.sancotrans.com  
GSTIN : 33AAACS7690F1ZB



## Sanco Trans Limited



CIN : L60220TN1979PLC007970  
S.T. TOWER, New Number : 24 & 25,  
Jehangir Street (2<sup>nd</sup> Line Beach Road),  
Chennai 600001, INDIA.

Date: 12.11.2022

The Department of Corporate Relations  
BSE Limited  
P J Towers  
Dalal Street  
Mumbai – 400 001

Dear Sir/Madam,

**Sub: Unaudited financial results for the quarter and half year ended September 30, 2022 – Disclosure of material information or event pursuant to Regulation 30 of the SEBI (Listing Obligations and Disclosure Requirements) Regulations, 2015**


We are enclosing herewith unaudited financial results of the company for the quarter and half year ended September 30, 2022 as per Regulation 33 of the SEBI (Listing Obligations and Disclosure Requirements) Regulations, 2015.

This is for your kind information and records.

Thanking you,

Sincerely,  
For SANCO TRANS LIMITED

V. UPENDRAN  
(DIN: 00557511)  
Chairman and Managing Director



*“Service And Trust - Part Of Our Tradition”*



**SANCO TRANS LIMITED**


Registered office : S.T.Tower, New No.24 & 25, II Floor, Second Line Beach Road, Chennai - 600001

CIN NO:L60220TN1979PLC007970 E MAIL: shareholder@sancotrans.com

**STATEMENT OF UNAUDITED FINANCIAL RESULTS FOR THE QUARTER AND SIX MONTHS ENDED SEPTEMBER 30,2022**

Rs. in Lakhs

Particulars	Quarter Ended			SIX MONTHS ENDED		Year Ended
	30 Sep'22 (Unaudited)	30 Jun'22 (Unaudited)	30 Sep '21 (Unaudited)	30 Sep'22 (Unaudited)	30 Sep '21 (Unaudited)	31 Mar'22 (Audited)
<b>I Income</b>						
II Revenue from operations	2,983.03	2,570.60	3,161.02	5,553.63	5,903.60	11,879.90
Other Income	78.65	28.37	28.98	107.02	58.05	124.83
<b>III Total Income (I+II)</b>	<b>3,061.68</b>	<b>2,598.97</b>	<b>3,190.00</b>	<b>5,660.65</b>	<b>5,961.65</b>	<b>12,004.73</b>
<b>IV Expenses</b>						
a. Equipment and Fleet hire Charges	805.00	625.51	814.65	1,430.51	1,274.97	2,776.42
b. Operating expenses	1,589.84	1,360.45	1,559.85	2,950.29	3,096.89	6,294.12
c. Employee benefits expense	270.34	267.95	269.31	538.29	547.29	1,083.80
d. Finance costs	35.88	30.69	54.24	66.57	110.77	190.80
e. Depreciation and amortisation expense	82.73	80.12	73.62	182.85	150.28	303.91
f. Security Services	27.51	29.45	26.88	56.96	47.98	96.33
g. Rent	33.00	34.26	26.40	67.26	61.46	127.71
f. Other expenses	136.47	124.25	123.40	260.72	226.04	452.20
<b>Total Expenses (IV)</b>	<b>2,980.77</b>	<b>2,552.68</b>	<b>2,948.35</b>	<b>5,533.45</b>	<b>5,515.68</b>	<b>11,325.29</b>
<b>V Profit Before Exceptional Item and Tax</b>	<b>80.91</b>	<b>46.29</b>	<b>241.66</b>	<b>127.20</b>	<b>445.97</b>	<b>679.44</b>
VI Exceptional Items (Refer Note 4)	0.00	0.58	9.87	0.58	9.87	451.39
<b>VII Profit Before Tax</b>	<b>80.91</b>	<b>46.87</b>	<b>251.53</b>	<b>127.78</b>	<b>455.84</b>	<b>1,130.83</b>
<b>VIII Tax Expenses</b>						
Current Tax	(6.73)	8.76	50.57	2.03	110.55	187.62
MAT Credit utilisation	11.37	3.08	-	14.45	-	64.62
Prior year tax	-	-	1.35	-	1.35	(19.37)
Deferred Tax	47.83	(22.23)	44.92	25.60	40.03	63.80
<b>IX Profit for the Period (VII-VIII)</b>	<b>28.44</b>	<b>57.26</b>	<b>154.69</b>	<b>85.70</b>	<b>303.91</b>	<b>834.16</b>
<b>X Other Comprehensive Income/(Loss) (OCI)</b>						
I Items that will not be reclassified to Profit or Loss	(0.97)	(0.98)	(2.87)	(1.95)	(5.75)	(3.90)
II Income tax relating to items that will not be reclassified to Profit or Loss	0.25	0.25	0.58	0.50	1.38	1.08
III Items that will be reclassified to Profit or Loss	-	-	-	-	-	-
IV Income tax relating to items that will be reclassified to Profit or Loss	-	-	-	-	-	-
<b>XI Total Other Comprehensive Income / (Loss) (Net of Tax)</b>	<b>(0.72)</b>	<b>(0.73)</b>	<b>(2.29)</b>	<b>(1.45)</b>	<b>(4.37)</b>	<b>(2.82)</b>
<b>XII Total Comprehensive Income for the Period (IX+XI)</b>	<b>27.72</b>	<b>56.53</b>	<b>152.40</b>	<b>84.25</b>	<b>299.54</b>	<b>831.34</b>
XIII Earnings per equity share (Face Value of ₹ 10/-) (Not Annualised for the quarter)						
(a.1) Basic (in ₹)	1.58	3.18	8.59	4.76	16.88	46.34
(b.1) Diluted (in ₹)	1.58	3.18	8.59	4.76	16.88	46.34
Paid up Equity Share Capital (Equity Shares of face value of ₹ 10/- each)	180.00	180.00	180.00	180.00	180.00	180.00
XIV Other Equity				10,218.85	9,683.75	10,215.60




Handwritten signature and stamp at the bottom left corner.

**Sanco Trans Limited**  
**STATEMENT OF ASSETS AND LIABILITIES**

Rs. In Lakhs


Particulars		As at September 30,2022	As at March 31,2022
I.	<b>ASSETS</b>		
(1)	<b>Non - current assets</b>		
	(a) Property, Plant and Equipment	9,866.15	9,830.90
	(b) Capital work - in - progress	194.00	-
	(d) Right of Use Assets	80.69	273.07
	(e) Other Intangible assets	2.76	3.34
	(f) Financial Assets		
	(i) Investments	-	-
	(ii) Others	44.90	57.05
	(g) Other non - current assets	406.74	357.11
	<b>Total non - current assets</b>	<b>10,595.24</b>	<b>10,521.47</b>
(2)	<b>Current assets</b>		
	(a) Inventories	13.72	12.94
	(b) Financial Assets		
	(i) Trade receivables	2,881.37	2,529.26
	(ii) Cash and cash equivalents	18.50	514.14
	(iii) Bank balances other than (ii) above	135.71	114.11
	(iv) Others	9.01	23.08
	(c) Other current assets	310.48	174.60
	<b>Total current assets</b>	<b>3,368.79</b>	<b>3,368.13</b>
	<b>Total assets</b>	<b>13,964.03</b>	<b>13,889.60</b>
II.	<b>EQUITY AND LIABILITIES</b>		
	<b>Equity</b>		
	(a) Equity Share capital	180.00	180.00
	(b) Other Equity	10,218.85	10,215.60
	<b>Total Equity</b>	<b>10,398.85</b>	<b>10,395.60</b>
	<b>Liabilities</b>		
(1)	<b>Non - current liabilities</b>		
	(a) Financial Liabilities		
	(i) Borrowings	389.38	374.01
	(ii) Lease Liabilities	78.11	278.21
	(iii) Other financial liabilities	60.44	60.68
	(b) Deferred tax liabilities (Net)	327.07	287.02
	(c) Other non -current liabilities	-	-
	<b>Total non - current liabilities</b>	<b>855.00</b>	<b>999.92</b>
(2)	<b>Current liabilities</b>		
	(a) Financial Liabilities		
	(i) Borrowings	736.18	922.07
	(ii) Lease Liabilities	13.09	14.96
	(iii) Trade payables		
	(a) Total outstanding dues of micro enterprises and small enterprises	-	-
	(b) Total outstanding dues of creditors other than micro enterprises and small enterprises	393.66	517.94
	(iv) Other financial liabilities	1,188.24	812.07
	(b) Contract liabilities	125.93	9.62
	(c) Other current liabilities	133.06	113.86
	(d) Provisions	120.02	103.56
	<b>Total current liabilities</b>	<b>2,710.18</b>	<b>2,494.08</b>
	<b>Total Liabilities</b>	<b>3,565.18</b>	<b>3,494.00</b>
	<b>Total Equity and Liabilities</b>	<b>13,964.03</b>	<b>13,889.60</b>



**Sanco Trans Limited**  
**STATEMENT OF CASH FLOWS**

Rs. in Lakhs

	30-Sep-22	30-Sep-21	31-Mar-22
	Unaudited	Unaudited	Audited
<b>I. Cash flows from operating activities</b>	127.78	455.84	1,130.83
Profit before tax			
<i>Adjustments to reconcile profit before tax to net cash flows:</i>			
Other Comprehensive Income	(1.95)	(5.76)	(3.90)
Depreciation and impairment of property, plant and equipment	162.17	149.40	302.19
Amortisation and impairment of intangible assets	0.68	0.88	1.72
Reversal of diminution in value of investments	-	(5.00)	(5.00)
Profit on Sale of Assets	(0.58)	(4.87)	(4.85)
Profit on Sale of Investments	-	-	(441.54)
(Gain)/Loss on disposal of property, plant and equipment	(11.05)	(0.66)	(0.67)
Interest income	(10.59)	(4.35)	(16.24)
Interest expense	66.57	102.71	190.80
Movement in -			
(a) Other non current financial assets	12.90	(25.18)	(5.70)
(b) Other non current assets	0.41	64.26	(25.71)
(c) Other non current liabilities	-	0.15	(4.24)
(d) Other non current financial liabilities	(0.24)	-	3.94
(e) Non - Current Investments	-	(5.00)	
<i>Working capital adjustments:</i>			
(a) Inventories	(0.78)	8.42	1.50
(b) Trade receivables	(345.60)	93.87	451.55
(c) Other current assets	(135.88)	(460.02)	146.24
(d) Other current financial Assets	(1.81)	(0.70)	(0.66)
(e) Trade payables	(110.70)	(93.99)	(40.62)
(f) Other financial liabilities	378.62	89.41	(248.73)
(g) Contract liability	116.31	432.92	8.34
(h) Other current liabilities	19.20	(93.20)	(213.66)
(i) Provisions	16.46	19.53	(9.59)
	281.92	718.65	1,216.00
Income tax paid	(62.44)	(116.94)	(299.25)
<b>Net cash flows from operating activities (A)</b>	<b>219.48</b>	<b>601.71</b>	<b>916.75</b>
<b>II. Cash flows from investing activities</b>			
Proceeds from sale of property, plant and equipment	11.05	1.38	0.74
Purchase of property, plant and equipment, intangible assets	(185.63)	(22.25)	(289.44)
Proceeds from sale of Capital work in progress	-	-	64.87
Proceeds from sale of investments	-	-	446.54
Proceeds from sale of assets held for sale	-	-	41.65
Movement in ROU	179.18	(105.48)	-
Movement in Capital work in progress	(194.00)	(19.30)	-
Movement in Other Bank Balances and Fixed Deposits	(12.75)	(21.08)	(23.95)
Purchase of Intangible assets	-	-	(4.00)
Interest received	12.86	20.67	28.98
<b>Net cash flows used/(from) in investing activities (B)</b>	<b>(189.29)</b>	<b>(146.06)</b>	<b>265.39</b>
<b>III. Cash flows from financing activities</b>			
Interest Paid	(67.10)	(106.25)	(198.74)
Loans Raised	702.91	101.85	329.05
Loans Repaid	(878.67)	(432.06)	(1,104.34)
Movement in lease liabilities	(201.97)	89.11	83.15
Dividends paid	(81.00)	-	(27.00)
<b>Net cash flows from/(used in) financing activities (C)</b>	<b>(525.83)</b>	<b>(347.35)</b>	<b>(914.88)</b>
<b>Net movement in cash and cash equivalents (A+B+C)</b>	<b>(495.64)</b>	<b>108.30</b>	<b>267.26</b>
Cash and cash equivalents at the beginning of the year	514.14	246.88	246.88
<b>Cash and cash equivalents at period/ year end</b>	<b>18.50</b>	<b>355.18</b>	<b>514.14</b>



**Notes on unaudited financial results:**

(1) The above financial results were reviewed by the Audit Committee and then approved by the Board of Directors at their meetings held on November 12, 2022. The information for the year ended March 31, 2022 presented above is extracted from the audited financial statements for the said year. These financial statements are prepared in accordance with Indian Accounting Standards (Ind AS) as prescribed under Section 133 of the Companies Act, 2013.

**(2) Segment Information:**

The Company is principally engaged in a single business segment viz. Logistics based on nature of service, risks, returns and the internal business reporting system. The Board of Directors of the Company, which has been identified as being the Chief Operating Decision Maker (CODM), evaluates the Company's performance, allocate resources based on the analysis of the various performance indicators of the Company as a single unit. Accordingly, there is no other reportable segment in terms of Ind AS 108 'Operating Segments'.


(3) The Code on Social Security, 2020 ('Code') relating to employee benefits during employment and post-employment benefits received Presidential assent in September 2020. The Code has been published in the Gazette of India. However, the date on which the certain provisions of the Code will come into effect and the rules thereunder has not been notified. The Company will assess the impact of the Code when it comes into effect and will record any related impact in the period the Code becomes effective.

		Quarter Ended			Six Months Ended		Year Ended
SI No.	Particulars	30-Sep-22	30-Jun-22	30-Sep-21	30-Sep-22	30-Sep-21	31-Mar-22
(i)	Reversal of diminution in value of investments	-	-	5.00	-	5.00	5.00
(ii)	Profit/(Loss) on Sale of Assets - Net	-	0.58	4.87	0.58	4.85	4.85
(iii)	Profit on Sale of Investment in erstwhile subsidiary	-	-	-	-	-	441.54

(5) Pursuant to the Resolution regarding continuance of Container Freight Station (CFS) Operations at Andarkuppam (near Chennai) with a Related Party not being approved by a section of shareholders at the Annual General Meeting held on September 26, 2022, the company's revenue/turnover is likely to be adversely impacted in the ensuing periods.

(6) The previous period figures have been regrouped/reclassified whenever necessary to conform to current period classification.

Place : Chennai  
Date : November 12, 2022.



For SANCO TRANS LIMITED

*V. Upendran*

V. UPENDRAN  
Chairman and Managing Director  
DIN: 00557511

**Independent Auditors' Review Report on the Unaudited Financial Results for the Quarter and Six months ended September 30, 2022 of the Company pursuant to the Regulation 33 of the SEBI (Listing Obligations and Disclosure Requirements) Regulations, 2015, as amended**


**TO THE BOARD OF DIRECTORS OF SANCO TRANS LIMITED**

1. We have reviewed the Unaudited Financial Results of Sanco Trans Limited (the "Company") for the quarter and Six months ended September 30, 2022 (the "financial results") which are included in the accompanying "Statement of Unaudited Financial Results for the quarter and Six months ended September 30, 2022" (the "Statement"). The Statement has been prepared by the Company pursuant to the requirement of Regulation 33 of the SEBI (Listing Obligations and Disclosure Requirements) Regulations, 2015, as amended from time to time. ('the Listing Regulations') which has been initialed by us for identification purposes.
2. This Statement which is the responsibility of the Company's Management and approved by the Board of Directors, has been prepared in accordance with the recognition and measurement principles laid down in the Indian Accounting Standard 34 "Interim Financial Reporting" ("Ind AS 34"), prescribed under Section 133 of the Companies Act, 2013 read with relevant rules issued thereunder and other accounting principles generally accepted in India. Our responsibility is to express a conclusion on the Statement based on our review.
3. We conducted our review of the Statement in accordance with the Standard on Review Engagements (SRE) 2410 'Review of Interim Financial information Performed by the Independent Auditor of the Entity', issued by the Institute of Chartered Accountants of India. This Standard requires that we plan and perform the review to obtain moderate assurance as to whether the Statement is free of material misstatement. A review of interim financial information consists primarily of making inquiries of persons responsible for financial and accounting matters, and applying analytical and other review procedures to financial data. A review is substantially less in scope than the audit conducted in accordance with Standards on Auditing and consequently does not enable us to obtain assurance that we would become aware of all significant matters that might be identified in an audit. We have not performed an audit and accordingly, we do not express an audit opinion.
4. Based on our review conducted as above, nothing has come to our attention that causes us to believe that the Statement has not been prepared in all material aspects in accordance with the applicable Indian Accounting Standards prescribed under Section 133 of the Companies Act, 2013 and other accounting principles generally accepted in India and has not disclosed the information required to be disclosed in terms of Regulation 33 of the Listing Regulations, 2015, as amended from time to time, including the manner in which it is to be disclosed, or that it contains any material misstatement.

For **M.S. Krishnaswami & Rajan**

Chartered Accountants

Firm Registration No. 01554S



M.S. Murali - Partner

UDIN: 22026453BCYUVM8278

Membership No: 26453

Date: November 12, 2022

Place: Chennai